

Have You Seen A Scalloped Flange Tumbler?

Part One of Two

By Barry L. Bernas

What is it?

In your "tiqueing" trips, have you ever come across a clear or patterned pressed glass tumbler with protrusions positioned just below the lip on the inner surface of the container? If you have, you probably stopped and wondered why anyone would manufacture such an item in the first place. If you haven't encountered an example of this type, that's understandable. This early twentieth century piece of glassware wasn't made for a very long period of time and thus, isn't very available today.¹

The name of this intriguing tableware item is derived from the tiny figurate slivers of glass that jut out around the interior top surface of the tumbler. Each one of these appendages is shaped like the tip of your little finger. Together they formed a permeable inside collar which kept solid

particles from reaching the lips of the person drinking from the glass.

In the Fall 2005 edition of *Bottles and Extras*, I showed a picture of one style of scalloped flange tumbler and briefly talked about when it made its debut.² In this article, I'm going to more fully chronicle the facts behind this and other vessels like it. In the process of accomplishing this objective, I'll introduce you to the models of this unique specimen that were advertised and those actual samples that have been reported to me.

Tumbler Advertisements


The Perfection Manufacturing Company of Washington, Pennsylvania promoted their scalloped flange tumbler in a series of five advertisements. The initial one is depicted in **Figure 1**. It appeared in the January 8th, 1903 edition of *Crockery and Glass Journal*.

Thereafter, the exact ad ran for consecutive weeks in the same publication from January 22nd through March 26.³


On the top left-hand is a clear scalloped flange tumbler identified as No. 40 C. The intended purpose for this slanted side wall specimen was as a glass for lemonade. Below on the left is a hotel glass. This second clear example of a scalloped flange tumbler comes with straight sides and the identifier No. 52 C.

Figure 2 contains the next sales announcement for this article. It was published only once. This instance was in the January 15th, 1903 issue of *Crockery and Glass Journal*.⁴

You'll notice right off that only one of the scalloped flange tumblers in this illustration was a new example. On the top right is a distinctly-shaped and handled



No. 40 C. Lemonade.



No. 52 C. Hotel.

Our Patent Scalloped Flange Tumblers

OUTSELL ALL OTHERS.

Figure 1

ICE cannot enter the mouth or touch the lips, causing embarrassing sipping noise and chilling the teeth.

Ice Cream in soda cannot touch the lips or soil them while Flange strains perfectly, leaving all cream, fruit, seeds, etc., in the glass. Flange acts as cut off when removing cream with spoon.

A perfect mixing glass and strainer.

Elegance combined with comfort, convenience, cleanliness and economy. Retailing at regular tumbler prices.

Send for catalog of Perfection Flange Tumblers and Separating Oils, Vinegars, Decanters, Syrups, Bar and Water Bottles.

Perfection Mfg. Co.

Office and Factory,

Washington, Penna.

Astor House, New York, February 6th to 14th.



No. 250. Crnet.



That Flange?

OUR PATENT

Scalloped Flange Tumblers

OUTSELL ALL OTHERS.

WHY ?



No. 40 C. Lemonade. No. 88 B. Soda.

Ice cannot enter the mouth or touch the lips, causing embarrassing sipping noise and chilling the teeth.

Ice Cream in soda cannot touch the lips or soil them while Flange strains perfectly, leaving all cream, fruit, seeds, etc., in the glass. Flange acts as cut off when removing cream with spoon.

A perfect mixing glass and strainer.

Elegance combined with comfort, convenience, cleanliness and economy. Retailing at regular tumbler prices.

Send for catalog of Perfection Flange Tumblers and Separating Oils, Vinegars, Decanters, Syrups, Bar and Water Bottles.



Perfection Mfg. Co.

Office and Factory,
Washington, Penna.

Monongahela House All This Month.



No. 52 C. Hotel. No. 250. Cruet.

Figure 2

version with no pattern on its outer surface. This specimen carried the designation No. 88 B and was to hold soda.


Starting with the April 2, 1903 issue of *Crockery and Glass Journal* and running weekly thereafter until May 21, sales

Perfection Separating Glassware.

Sugars,
Creams,
Spoons,
Butters,
Vinegars,
Oils,
Syrups,
Decanters,

Bar Bottles,
Barber Bottles,
Chilling Bottles,
Water Bottles,
Cologne Bottles,
Covered Creams,
Patent Scalloped Flange
Tumblers in great variety.

No. 253
WATER OR
LEMONADE SET.
Retail for One Dollar



PERFECTION MFG. CO.,

WASHINGTON, PA.

Figure 3

personnel at the Perfection Manufacturing Company changed the thrust of their two previous ads. Instead of the nearly exclusive emphasis on the scalloped flange tumbler, the updated consumer enticements simply included this novel item as one piece in a listing of the larger glassware product line available from this Borough of Washington concern.⁵

Figure 3 is the fourth promotion in this series.⁶ As you can see, it indicates scalloped flange tumblers came in various styles. Although not shown with this defining feature, the water or lemonade tumblers on the right in this ad were new to Perfection Manufacturing's group of products. Also, this electrotpe is the first notice of a pattern being placed on a tumbler from this Washington business.

Beginning with the June 11th, 1903 edition of *Crockery and Glass Journal* and going through August 13, the published copies of this trade publication carried the fifth edition of a differently styled marketing enticement sponsored by the Perfection Manufacturing Company. In them, the same No. 253 set appeared.⁷

Preparatory Comments

In the tumbler sections that follow, I will show pictures of scalloped flange models that resemble the advertised examples in Figures 1-3. Along with the photograph, a description of the actual specimen will be provided.⁸

I think it is prudent to point out here that I only have the aforementioned ads to use as a comparative guide. As you will see, there are more variations of scalloped flange tumblers that have survived than were shown in this series of Perfection Manufacturing promotions.

Adding to this dilemma is the fact that I haven't located a copy of a product brochure from the Perfection Manufacturing Company. I'm sure if I had found one, the other styles of known glassware would likely have been listed therein along with their individual specifications as to height and capacity.

As a result of these limitations, an exact determination can't be made of which surviving tumbler within the next sections corresponds to which electrotpe model in the aforementioned ads. Since precise details are lacking, any alignment I present is based solely upon my visual correlation.

Sources

The photographs of scalloped flange




Figure 4

tumblers and their accompanying data sets that follow were either furnished by me or Adele and Orrin Klitzner of Andover, New Jersey.

Tumbler One

Marketing personnel from the Perfection Manufacturing Company advertised tumbler No. 40 C in their first scalloped flange sales enticement. **Figure 4** has a picture of three models, one of which likely corresponds to the top left illustration in the January 8, 1903 promotion. My best estimate is that the middle specimen is the viable candidate.

The central sample in **Figure 4** is clear in color, $5\frac{9}{16}$ inches tall and weighs twelve and three-fourth ounces. Its side wall angles inward from the tip of the lip to the bottom of the base. This part of the container is $\frac{3}{16}$ of an inch in thickness. At the top, this scalloped flange model has an outer diameter of $3\frac{5}{16}$ inches. Upon reaching the opposite edge at the base, the corresponding measurement is $2\frac{1}{8}$ inches.

There is a $\frac{3}{8}$ inch thickness of glass at the bottom of this scalloped flange tumbler. The underneath portion upon which the vessel solidly rests has a $\frac{1}{4}$ of an inch wide flat bearing surface. This feature is immediately succeeded by a $\frac{1}{4}$ inch long indentation. The wall of this impression curves down and inward instead of descending in a straight or angled line. At its bottom edge, there is a flat and circularly shaped surface that is $1\frac{3}{8}$ inches in diameter. In the center of this feature, the embossed phrase (PAT APD FOR) is cut backwards. Of note, this announcement can be read correctly by looking down through the inside of the tumbler.

The middle version in **Figure 4** has a 14-fluid ounce capacity when filled to

overflowing. Directly inside of its lip is a $\frac{3}{4}$ of an inch smooth circular region above the protruding border. Shaped in the form of a finger tip, fifteen sculpted objects are positioned on the inner surface of the glass. These are angled up and outward at about a thirty degree slant.⁹

The left-hand model in **Figure 4** is the next eligible representative for a No. 40 C designation. This angled scalloped flange tumbler is $4\frac{5}{8}$ inches in height, weighs eleven and one-fourth ounces and is $\frac{3}{16}$ of an inch in thickness along its body. Its lip has an outer diameter of $3\frac{1}{4}$ inches while the same distance across the base measures $2\frac{5}{16}$ inches.

A $\frac{7}{16}$ inch thick piece of glass appears at the bottom of this container. As with its center mate, a flat bearing surface of $\frac{1}{4}$ inch width is the initial feature on the bottom side of the base. Next, a $\frac{1}{4}$ inch circular depression ensues. The wall of this impression curves down and inward instead of descending in a straight or angled line. At its bottom edge, there is a flat and circularly shaped surface that is $1\frac{5}{8}$ inches in diameter. In the center, the embossed phrase (PAT.APD.FOR) is cut backwards. As was the case on the first No. 40 C candidate, this patent announcement can be read correctly by looking down through the inside of the tumbler.

As you peer inside of the far left example in **Figure 4**, the first thing you see is a $\frac{3}{4}$ of an inch plain circular surface. It is followed by fifteen finger tip shaped objects that curve upward and out into the center of the glass. This model of scalloped flange tumbler holds eleven fluid ounces of liquid when computed at the top of the vessel.¹⁰

Completing the potential list for a No. 40 C designated scalloped flange tumbler

is the right-hand specimen in **Figure 4**. This version is $4\frac{1}{8}$ inches tall and weighs 11-ounces.¹¹ Its side wall is $\frac{3}{16}$ of an inch thick. The outer diameter of the lip and base is $3\frac{7}{16}$ and $2\frac{3}{8}$ inches, respectively.

When you look at the lower side wall of this container, the first thing you encounter is a $\frac{1}{2}$ inch thickness of glass. Unlike its compatriots on the left and in the center of **Figure 4**, the edge of the outer side wall on the far right specimen curves inward just above the bottom edge vice angling directly toward the juncture with the base. On the underneath portion, the first feature is a $\frac{1}{4}$ inch wide flat bearing surface. Directly thereafter is a $\frac{5}{16}$ of an inch deep circular area. The wall of this impression curves down and inward instead of descending in a straight or angled line. At its bottom edge, there is a flat and circular surface with a diameter of $1\frac{3}{4}$ inches. The center of this area has the embossed phrase (PAT.APD.FOR) cut backwards. This abbreviation and word set can be read correctly by looking down through the inside of the tumbler.

The interior of this scalloped flange tumbler has an $\frac{11}{16}$ of an inch long smooth circular surface at the top. Next, the finger tip-like objects project up and outward from the inner surface of the glass. These forms angle upward at an approximate thirty degree slant. Sixteen of them form the scalloped outline of the straining collar. When filled to the overflow point, this example has a capacity of 12-fluid ounces.¹²

Tumbler Two

The photograph in **Figure 5** seems to match the printed example of a hotel glass, labeled No. 52 C, in **Figures 1 and 2**.




Figure 5

As you can see, the pictured specimen has no pattern embossed on its exterior. It is clear in color with a $\frac{3}{16}$ inch thickness. The height of the vessel comes to 4 $\frac{1}{4}$ inches. At the top, the outer diameter of its lip is 3 $\frac{1}{4}$ inches. The side wall of the container is straight and ends at a base which has a 2 $\frac{15}{16}$ inches exterior diameter.

When grasped, my fingers, thumb and the palm of my hand encircle about two-thirds of this tumbler. The wide circumference of the glass coupled with its 13-ounce weight makes it quite a handful for me to hold and manipulate.

The base on this version of a scalloped flange tumbler is approximately $\frac{9}{16}$ of an inch in thickness. A slight inward curve at the end of the side wall merges expertly into the bearing surface on the underneath part of the glass. This flat surface is $\frac{3}{16}$ of an inch in width. Directly thereafter, a $\frac{5}{16}$ inch deep circular depression ensues. The wall of this impression curves down and inward instead of descending in a straight or angled line. At its bottom edge, there is a flat and circular surface which is 2 $\frac{5}{16}$ inches in diameter. In the center, the embossed phrase (PAT.APD.FOR.) is cut backwards. This alignment permits this announcement to be read correctly by looking down through the inside of the tumbler.

This model of scalloped flange tumbler holds eleven fluid ounces of liquid when filled to the tip. Inside of the lip of the glass, there is a $\frac{13}{16}$ inch long circular plain surface just above the base of the scalloped flange collar. Seventeen finger tip shaped protrusions comprise this border. Their outer profile curves upward and out at an approximate thirty degree angle.¹³

Tumbler Three

This unique version of a scalloped flange tumbler didn't appear in any advertisement that I've encountered from the Perfection Manufacturing Company. Seen in **Figure 6**, it comes from the collection of Adele and Orrin Klitzner.

Clear in color and without any embossed pattern on its exterior, this unique model is 5 inches tall and weighs $\frac{3}{5}$ of a pound. Its outer lip has a diameter of 3 $\frac{1}{2}$ inches. The side walls slope gently inward from the lip to about one-third of the way down the exterior. Thereafter, the remainder of the outer body is angled ever so slightly inward until it ends at a 2 inch wide base.

Besides its outer shape, another novel

aspect about this specimen is the personalize engraving that appears on its exterior. Looking at the picture of it in **Figure 6**, you can clearly see a series of downwardly pointing flowers connected by a looping single strand of simulated vine. Between each floral design are four ovals. This arrangement was completed with the word *Mother* prominently placed in the center-front position.

On the underneath portion, the phrase (PAT.APD.FOR) is embossed backwards so that it can be read correctly by looking down through the inside of the tumbler.

This distinctive edition holds eight fluid ounces measured at the top of the flange. When you peer down into the glass from above, the first thing you see is a $\frac{3}{4}$ of an inch smooth circular region above the flange. The scalloped design of the collar is comprised of thirteen finger tip shaped objects that project outward from the inner surface. These facets are angled in an upward manner.

Look for Part Two of this article in the next issue of *Bottles and Extras*.

Endnotes:

¹ The worldwide Internet marketplace sponsored by eBay has helped to bring forth more examples of the scalloped flange tumbler. Without the expanded insight afforded by this website, the availability classification for this style of glass would have continued to be in the very scarce to rarely seen category. But even with the

advent of eBay, this particular article is still quite uncommon and illusive to those searching for it.

² *More Tableware from Fenn*, Barry L. Bernas, *Bottles and Extras*, Fall 2005, pg. 61. In addition to the above reference, I discussed the scalloped flange tumbler briefly in another *Bottles and Extras* article and my book. *More on Perfection*, Barry L. Bernas, *Bottles and Extras*, December 2000, pg. 11 and *Perfection Glass Company, One of Many Glass Houses in Washington, Pennsylvania*, Barry L. Bernas, 239 Ridge Avenue, Gettysburg, Pennsylvania 17325, 2005, pgs. 62-63.

³ *Crockery and Glass Journal*, January 8, 1903, pg. 52; Ibid, January 22, 1903, pg. 36; Ibid, January 29, 1903, pg. 36; Ibid, February 5, 1903, pg. 48; Ibid, February 12, 1903; Ibid, February 19, 1903, pg. 48; Ibid, February 26, 1903, pg. 48; Ibid, March 5, 1903, pg. 44; Ibid, March 12, 1903, pg. 36; Ibid, March 19, 1903, pg. 40 and Ibid, March 26, 1903, pg. 36. The text of the initial and subsequent ads for the Perfection Manufacturing scalloped flange tumbler reads as follows. "Our Patent Scalloped Flange Tumblers OUTSELL ALL OTHERS. Ice cannot enter the mouth or touch the lips, causing embarrassing sipping noise and chilling the teeth. Ice Cream in soda cannot touch the lips or soil them while Flange strains perfectly, leaving all cream, fruit, seeds, etc., in the glass. Flange acts as cut off when removing cream with spoon. A perfect mixing glass and strainer. Elegance combined with comfort, convenience, cleanliness and economy. Retailing at regular tumbler prices. Send for catalog of Perfection Flange Tumblers and Separating Oils, Vinegars, Decanters, Syrups, Bar and Water Bottles. Perfection Mfg. Co. Office and Factory, Washington, Penna. Astor House, New York, February 6th to 14th."

⁴ *Crockery and Glass Journal*, January 15, 1903, pg. 18. The text of the second promotion for scalloped flange tumblers is quoted in the following sentences. "That Flange? OUR PATENT Scalloped Flange Tumblers OUTSELL ALL OTHERS. WHY? Ice cannot enter the mouth or touch the lips, causing embarrassing sipping noise and chilling the teeth. Ice Cream in soda cannot touch the lips or soil them while Flange strains perfectly, leaving all cream, fruit, seeds, etc., in the glass. Flange acts as cut off when removing cream with spoon. A perfect mixing glass and strainer. Elegance combined with comfort,



Figure 6

convenience, cleanliness and economy. Retailing at regular tumbler prices. Send for catalog of Perfection Flange Tumblers and Separating Oils, Vinegars, Decanters, Syrups, Bar and Water Bottles Perfection Mfg. Co. Office and Factory, Washington, Penna. Monongahela House all This Month."

⁵ *Crockery and Glass Journal*, April 2, 1903, pg. 11; Ibid, April 9, 1903, pg. 11; Ibid, April 16, 1903, pg. 11; Ibid, April 23, 1903, pg. 11; Ibid, April 30, 1903, pg. 11; Ibid, May 7, 1903, pg. 30; Ibid, May 14, 1903, pg. 32 and Ibid, May 21, 1903, pg. 28. These promotions were text only in design. Each one had the same wording. A representative sampling of the content from one such ad is provided. "SEPARATING G-L-A-S-S-W-A-R-E. Water Bottles, Decanters, Chilling Bottles, Rock and Rye Bottles, Cruets, Syrups, Bitters Bottles, Barbers' Bottles, Flanged Tumblers. Perfection Mfg. Co. Sole Manufacturers, Office and Factory, Washington, Penna."

⁶ *Crockery and Glass Journal*, May 28, 1903, pg. 29 and Ibid, June 4, 1903, pg. 29.

⁷ *Crockery and Glass Journal*, June 11, 1903, pg. 29; Ibid, June 18, 1903, pg. 29; Ibid, June 25, 1903, pg. 29; Ibid, July 2, 1903, pg. 33; Ibid, July 9, 1903, pg. 29;

Ibid, July 16, 1903, pg. 29, Ibid, July 23, 1903, pg. 29; Ibid, July 30, 1903, pg. 29; August 6, 1903, pg. 32 and Ibid, August 13, 1903, pg. 36. On the left side of this new sales instrument, the glassware line up seen in Figure 3 was replaced by drawings. These newly added sketches were of a separating chilling butter dish, a separating covered creamer, a covered sugar bowl and a spooner. Each piece was in the No. 253 or Colonial pattern. According to this Perfection Manufacturing announcement, these four pieces sold as a set for \$1. (The product summary from Figure 3 was shifted from the left-hand to middle position for this set of ads. In the process, the first four items listed in the Figure 3 promotion were deleted because electrotpe images of these articles were provided instead.) The last reference above was the final advertisement from Perfection Manufacturing. Starting with the following week, another series of ads commenced under sponsorship from the Perfection Glass Company.

⁸ In the case of the Colonial patterned tumbler (No. 253), I've located no actual example.

⁹ This is the only example of this model that I've encountered.

¹⁰ The picture and measurements for the left-hand example in Figure 4 were mine.

Mr. and Mrs. Klitzner have three other models akin to the one shown. Their two matching versions are 4 ⁵/₈ inches tall. Each has a mouth that measures 3 ³/₁₆ inches across the outer lip region. The nearly similar variety is 4 ⁹/₁₆ inches tall with a top area measurement of 3 ³/₁₆ inches in width. Of course, all of the Klitzner's samples have the same number of finger tip shaped protrusions on the inside (15) and similar embossing styles (PAT.APD.FOR) on their bases.

¹¹ I also know about a similar model that is 4 ¹/₄ inches tall with a weight of eleven and one-fourth ounces.

¹² There are two other examples of this tumbler. Adele and Orrin Klitzner have one version that approximates the same outline and measurements as the one described in the prior paragraphs. Their specimen is 4 ¹/₄ inches in height. The outer diameter of its mouth is 3 ³/₈ inches. I have the second copy. It is 4 ¹/₄ inches tall. Its mouth is 3 ¹/₂ inches in width at the outer lip. Both of the above have sixteen finger tip shaped protrusions on their inner side wall. Also, the phrase (PAT.APD.FOR) is embossed in the same fashion as that seen on the base of the sample on the right in Figure 4.

¹³ This is the only example of this model that I've encountered.



Letterhead offered recently on eBay for the Old Kentucky Liquor Co., Cripple Creek, Colo. dated Jan. 14, 1902.