


# SHARDS OF WISDOM



## Informational Websites: Part 2 in a Three part mini-series.

By Martin Van Zant and David Tingen

This issue's column will discuss Newspapers.com and some of the features included. First, I would like to thank whoever invented this site. There is a multitude of information that can be found on the site. No more loading and unloading the reels of microfilm. No more horrible prints from the scratched up film.

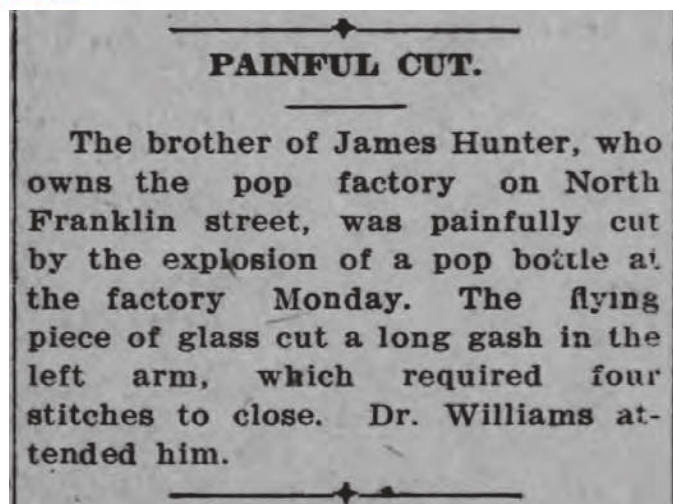
There are thousands of newspapers that have been uploaded to the website. I cannot guarantee that this website will have every paper ever published, but more and more are added each day.

I found this website while combing the internet looking for bottle ads in various places. After using this site for a while I have written down some key points about the website that may or may not help you. David Tingen also offered some insight and I have them listed below.

### Key Points:

- The basic subscription is adequate for most users (\$7.95 per month), which is cheap compared to the time and gas you would normally have to spend.
- There is an on-line option that offers many attributes such as clip and save or print

- The OCR (optical character recognition) used on line will likely find your target. This allows you to search by individual words or names. The OCR then finds every paper with that Term or name.
- Browse option allows for global or local searches by state and city. After finding many newspapers with your term or name you can narrow your search by state and city.
- Date range is selectable with graphing




1908 Newspaper clipping from an early Brazil Newspaper

to show the most active years. Also if your only interested in a certain year, you can choose that year specifically.

- Sort options include best match, earliest or latest date forward
- The view option in the subscriber profile allows users to see what has been clipped or viewed.

Here are a few more suggestions on using the website and file structure for saved items:



Here is an 1872 view of a Terre Haute newspaper and what you might expect to see when you search notice the "word" searched is highlighted in yellow

- Set up files in documents or a similar location that mean something to you such as: city, date or name of search target (I use city, date and reference description). The file structure within Windows documents allows for any number of tags and titles.

- Use at least four different search terms for each inquiry target (remember OCR is not perfect and some of the old newspapers are in fair to poor condition)
- Try to avoid common words such as: the, company, or generic product type as this will get you a plethora of items

you may not want.

- Save every item found regardless of how insignificant it may seem at the time. Trying to relocate a specific column and page is very difficult.
- To build a history or complete a story it may take many saved items.

Here is one that I forgot to mention, familysearch.org is a free ancestry site which is owned by The Church of Jesus Christ of Latter-Day Saints. You need only register to establish a user name and password.

### Some bottle diggers earn a Ph.D. degree

By Bill Baab

Most collectors of antique bottles recognize the rewards of their hobby include several degrees of "education" depending on how deeply they get involved.

They will eventually acquire lots of knowledge of the types of bottles they dig and, utilizing a non physical kind of digging called research, they "graduate" from lower classes by learning more about their bottles. Which glass works made them and when, who used it and where was it used and for how long are just a few of the questions answered by research.

Happily, in today's world there is the internet with multiple sources including Google and Wikipedia that provide instant answers to those questions. Just clicking on "privy diggers" on Google uncovers 81,600 results.

## HISTORY'S CORNER

In Memory of Dick Watson

longtime FOHBC Historian

Many times History can be most interesting when there is a total lack of it. As a young man some 40 years ago I was shown an early damaged Coca-Cola bottle embossed Cobleskill N.Y. on the base. This was of local interest to me being born in Cobleskill and still living there at the time. I spent a lot of time trying to find out the story behind the Cobleskill Coke. There was never any recorded records of Coca-Cola being bottled at Cobleskill that I could find. To this day I have yet to see another Coke bottle marked Cobleskill on the base. So the lack of History makes this an interesting part of history.



Watch each issue for a new installment of History's Corner.

But when the collectors' education reaches a point where the schooling part comes to a close, what then? They can join the National Privy Diggers Association and earn a Ph.D. degree, but graduates cannot call themselves "Doctors."

My friend, Karl Harrar, of Aiken, South Carolina, an electrical engineer and developer of a ground-penetrating radar system with which he locates privies and trash pits of yesteryear, is such a graduate.

He owns a certificate to prove it.

It reads, "Karl E. Harrar, having fulfilled the requirements of the Association, you have been declared a graduate of the Hobby and have earned the Degree of Privy Hole Digger (Ph.D.), given at Richmond, Virginia." It is dated May 1, 1994 and signed by Richard L. Wilcox, P.H.D., president of the group.

